

UEI


TEST INSTRUMENTS™

COA2

Wireless Carbon Monoxide Detector w/ CO Sensor Self-Test

INSTRUCTION MANUAL

ENGLISH



REQUIRES Compatible mobile device and the FREE downloadable App, "COA2"

1-800-547-5740

www.ueitest.com • email: info@ueitest.com

WARNING ⚠ : The COA2 is an ambient CO detector and not intended for in-flue stream uses, to be used as personal safety device or medical applications. Refer to **IMPORTANT SAFETY WARNINGS** section for more details.

FCC INFORMATION

NOTE: This device complies with Part 15 of the FCC Rules and CAN ICES-3(A). Operation is subject to the following two conditions: (1) this device may not cause harmful interference. And (2) this device must accept any interference received, including interference that may cause undesired operations.

INFORMATION TO THE USER

This equipment has been tested to comply with limits for a Class B digital device, pursuant to part 15 of the FCC Rules. These limits are designed to provide reasonable protection against interference in residential installation. This equipment generates, uses, and can radiate radio frequency energy and, if not installed and used in accordance with the instructions, may cause harmful interference to radio communications. However, there is no guarantee that interference will not occur in a particular installation. If this equipment does cause harmful interference to radio or television reception, which can be determined by turning the equipment off and on, the user is encouraged to try and correct the interference by one or more of the following measures:

- Reorient or relocate the receiving antenna
- Increase the separation between the equipment and receiver
- Connect the equipment into an outlet on a circuit different from that which the receiver is connected
- Consult the dealer or an experienced radio/TV technician for help

WARNING ⚠ : Any changes or modifications not expressly approved by the manufacturer could void the user's authority to operate the equipment.

SYMBOLS

BT BT/Wireless Connection
HOLD Hold/Capture Value
ppm ppm/Parts per million

Low battery
MAX Maximum measured value displayed
Apo Apo

IMPORTANT SAFETY WARNINGS

WARNING

Read entire Safety Notes section regarding potential hazard and proper instructions before using this tester. In this manual the word “**WARNING**” is used to indicate conditions or actions that may pose physical hazards to the user. The word “**CAUTION**” is used to indicate conditions or actions that may damage this instrument.

WARNING

- To ensure safe operation and service of the tester, follow these instructions. Failure to observe these warnings can result in severe injury or death.
- This meter is designed for trade professionals who are familiar with the hazards of their trade. Observe all recommended safety procedures that include use of personal protective equipment.
- Carbon monoxide is life threatening even at relatively low concentrations. Be sure you understand the risks before investigating potential leaks.
- Do not use the tester if it appears damaged.
- Always adhere to national and local safety codes.
- This COA2 is specified to read Carbon Monoxide from 1-999ppm. The app may continue to read above this threshold. Professional safety precautions are recommended above 35ppm.
- Threshold safety levels are set to industry standards. By customizing these levels to higher CO ppm thresholds, users risk personal safety. These settings are saved and used after exiting and relaunching the App. To reset back to industry standards set the levels to: Green ≤ 9 ppm; Blue ≤ 34 ppm.
- Any changes or modifications not expressly approved by the manufacturer could void the user’s authority to operate the equipment.

CAUTION

- The COA2 is designed for ambient testing only. DO NOT place the instrument in flue gas or warm air streams.
- The COA2 is not designed for in-flue detection. Readings more than 999 ppm will damage the sensor in the COA2, even if readings continue above the 999ppm range.
- Ensure that the sensor vent at the top of the instrument is free from obstruction.

NOTE: A quick instrument check can be performed by the smoke from a blown out match. Let smoke enter the vent. This will cause the indicated CO level to increase.

FEATURES

- **Wireless Connectivity**
- **Visual LED alert**
- **Audible alert**
- **Backlight**
- **Auto power off**
- **Low battery indication**
- **Max capture**
- **Data Hold**
- **Belt Clip**
- **CO Sensor Self-Test**

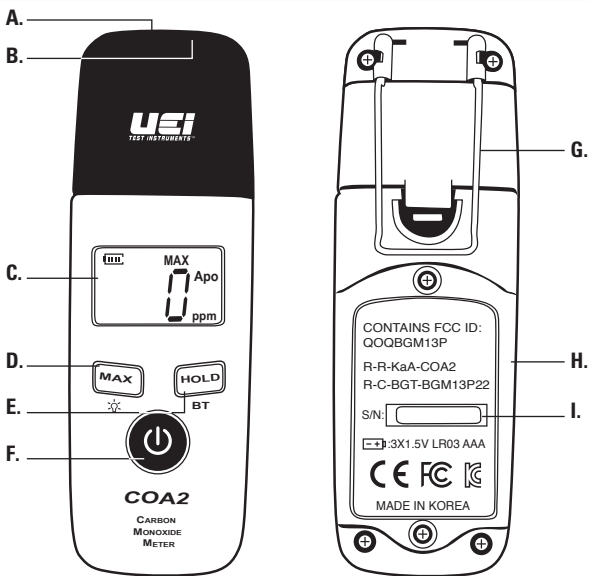
GENERAL SPECIFICATIONS

- **Operating Temperature:** 32° to 104°F (0° to 40°C)
- **Storage Temperature:** 14° to 122°F (-10° to 50°C)
- **Operating Humidity:** <80%
- **Pollution Degree:** 2
- **Over-range:** “OL” is displayed
- **Dimensions:** 1.92 x 1.25 x 5.62” (49 x 32 x 143mm)
- **Item Weight:** 0.35lb
- **Calibration:** Recommended Annually
- **Certification:** CE EMC & RED(STD EN 61326-1, EN 60950-1, EN 301 489-1), RoHS, FCC, KC
- **Battery Type:** (AAA) 3
- **Range:** 1~999ppm
- **Resolution:** 1ppm
- **Accuracy:** $\pm 3\%$ or ± 2 ppm (whichever is greater)
- **App Compatibility:** iOS[®]; 11.0 or newer and iPhone 5S or newer
Android[™]; 6.0 or newer

NOTE: Requires compatible mobile device and FREE downloadable App “**COA2**”.

- **Bluetooth[®] module:** BGX13P22GA-V21R
- **FCC ID for Bluetooth[®] module:** Q0QBGM13P
- **RF Frequency Range:** 2400 MHz ~ 2483.5 Mhz
- **RF Output Power (Max.):** 8 dbm

DEVICE OVERVIEW



A. CO Sensor Vent: For sensing CO levels (keep clear of obstructions).

B. LED Indicator

- 0 to 1 ppm: White
- 2 to 9 ppm: Green
- 10 to 34 ppm: Blue
- ≥ 35 ppm: Red

C. Display: View test results, function changes, wireless connection.

D. Max/Back Light Button: Press to view Maximum levels, press again to return to live reading. Press and hold to turn on back light, press and hold again to turn off back light. Back light turns off after 2 minutes.

E. Hold/Wireless (BT) Button: Press to hold current readings, press again to return to live reading. Press and hold to connect wirelessly, press and hold again to disconnect.

F. Power Button

- Press to power on tester, press and hold to power off tester. The COA2 activates a self Test and counts down from 50 when powered on. And counts down from 10 when powered off.
- Press and hold to disable Auto power off, when turning the tester on. If 25ppm CO (or greater) is detected, the tester cannot be turned off.

G. Belt clip

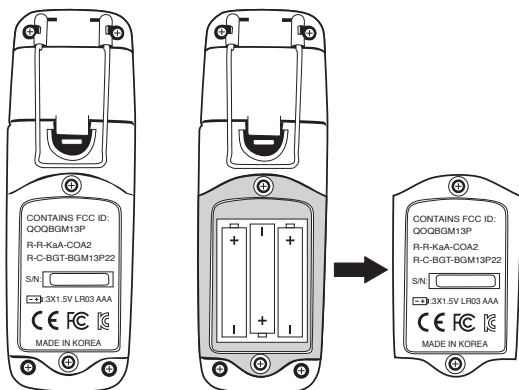
H. Battery Cover

I. Serial Number

Audible Alert: ≥ 35 ppm

Auto power off: after 30 minutes non-use

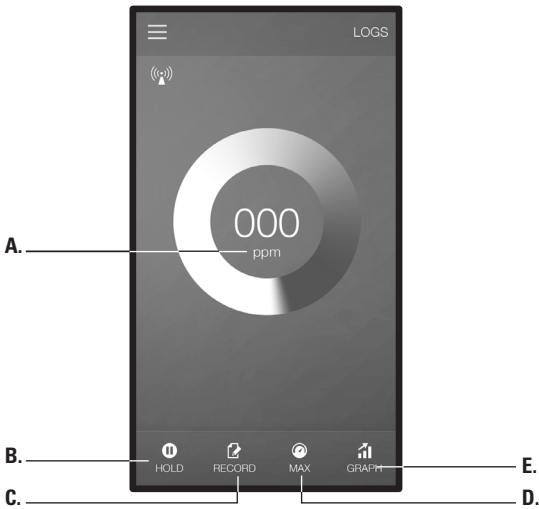
BATTERY REPLACEMENT



- Loosen the 2 captive screws that hold the battery cover and remove battery cover.
- Replace the old batteries with 3 new (AAA) batteries
- Replace the battery cover and tighten screws.

NOTE: The COA2 will disconnect from the wireless device when batteries are too low to display correct settings.

APP OVERVIEW



A. Parts per million screen

B. Hold: Press the **HOLD button** to hold/capture the reading on the screen.

C. Record: Press the **RECORD button** to record measurement test results.

D. Max: Press the **MAX button** to capture the maximum values.

E. Graph: Press the **GRAPH button** to see a live graph of test readings.

MENU SCREEN

A. Disconnect from Device: Press to disconnect from device

B. Settings:

General

- **Button Sound:** On/Off
- **Button Vibration:** On/Off
- **Refresh Rate:** 100ms to 1000ms

Recording

- **Continuous Recording:** Record until user stops recording
- **Max Samples:** Max number of samples in a log file 100 to 1000

Logging Interval: Interval between the recorded adjacent samples

- **Minutes:** 0 to 59
- **Seconds:** 1 to 59

C. Info: Press the **INFO button** to view information about the App, including version.

- **Manual:** Press the **Manual button** to view the COA2 manual

D. UEi Apps: Press the UEi Apps button to get to UEi master Apps

E. Logs: Press the **LOGS button** to view a list of recorded samples

- **Title**
- **Date**
- **Recording Interval:** Set in Menu screen
- **Number of Samples:** Set in Menu screen

F. Summary Information

- **Maximum Value:** In ppm
- **Average Value:** In ppm
- **Minimum Value:** In ppm

G. Samples

- **Date**
- **Time**
- **Value**

H. Export: Press the **EXPORT button** to email/export results in either CSV value, Graph in PNG or Graph in JPEG. Highlight the Log to be exported. Press the **Send Data button** to enter the recipient email

TROUBLESHOOTING

PROBLEM	SOLUTION
The App will not connect with COA2	Check batteries in COA2
The App suddenly errors out, loses connection and is unable to reconnect	Check batteries in COA2
The App disconnects from the COA2 while using other Apps and is unable to reconnect	Some Android phones disconnect from the COA2 while in the background. Quit the App and relaunch. Apple phones keep connectivity in background mode.
Phone features not working while COA2 is connected and app is in use.	Many devices require the COA2 to be disconnected to use phone services.

DISPOSAL



CAUTION: This symbol indicates that equipment and its accessories shall be subject to separate collection and correct disposal.

CLEANING

Periodically clean your adapter's case using a damp cloth. DO NOT use abrasive, flammable liquids, cleaning solvents, or strong detergents as they may damage the finish, impair safety, or affect the reliability of the structural components.

STORAGE

Remove the batteries when instrument is not in use for a prolonged period of time. Do not expose to high temperatures or humidity. After a period of storage in extreme conditions exceeding the limits mentioned in the General Specifications section, allow the instrument to return to normal operating conditions before using it.

WARRANTY

The COA2 is warranted to be free from defects in materials and workmanship for a period of one year from the date of purchase. If within the warranty period your instrument should become inoperative from such defects, the unit will be repaired or replaced at UEi's option. This warranty covers normal use and does not cover damage which occurs in shipment or failure which results from alteration, tampering, accident, misuse, abuse, neglect or improper maintenance. Batteries and consequential damage resulting from failed batteries are not covered by warranty.

Any implied warranties, including but not limited to implied warranties of merchantability and fitness for a particular purpose, are limited to the express warranty. UEi shall not be liable for loss of use of the instrument or other incidental or consequential damages, expenses, or economic loss, or for any claim or claims for such damage, expenses or economic loss.

Warranty only covers hardware and does not extend to software applications.

A purchase receipt or other proof of original purchase date will be required before warranty repairs will be rendered. Instruments out of warranty will be repaired (when repairable) for a service charge.

For more information on warranty and service, contact:

www.ueitest.com • Email: info@ueitest.com
1-800-547-5740

This warranty gives you specific legal rights. You may also have other rights, which vary from state to state.

